

Roterande Paddelnivåvakt Serie SE

www.processcenter.se



Roterande Paddelnivåvakt Serie SE

www.processcenter.se

INTRODUCTION

WORKING PRINCIPLE

The purpose of the rotary paddle level switch is to detect the presence of solid/powdery material in most kinds of tanks, bins and containers.

The unit is usually located through a bin wall at the top, middle or low level of a bin. During normal operation (no material present) a synchronous motor rotates the paddle at RPM. When this paddle rotation is impeded by material, surrounding the paddle, motor will stall and cause the Micro-switch to change state (indicating an alarm or control).

APPLICATIONS

- Plastics and synthetics
- Chemicals and fertilizer
- Pharmaceuticals
- Food and Beverage,
- Agriculture and fodder mills/depots
- Cement as well as ceramics
- Power Plants
- Various Incinerators

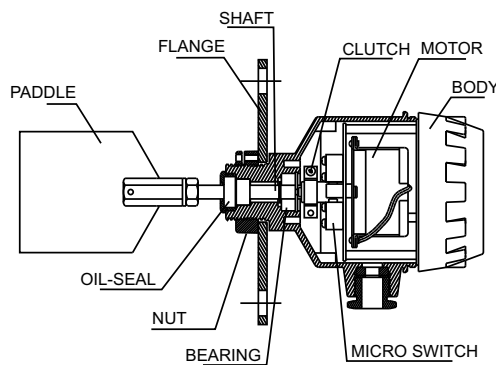
FEATURES

- Rugged sealing ring prevents dust from infiltrating the housing body along the shaft.
- Adjustable torque.
If the rotary paddle encounters overloading, the motor will automatically shut down the motor to prevent damage to the inner mechanisms and extend motor life.
- Very suitable for small tanks and low density materials
- Adjustable and extendible shaft models available
- A wide variety of paddles are available

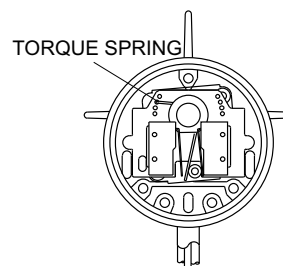
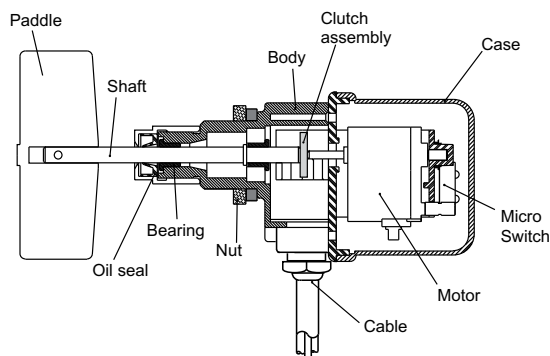
BENEFITS

- Airtight sealed device.
- Outdoor and strenuous environment application
- Stable and reliable performance.
- Lightweight and easy to install
- Practically designed to allow maintenance, checks and replacement
- Not necessary to remove the complete set from the tank.

STRUCTURE



STANDARD TYPE



MINI TYPE

Process Center AB
 Skogsbrynsvägen 8 C
 236 31 Höllviken
 040 452900 info@processcenter.se

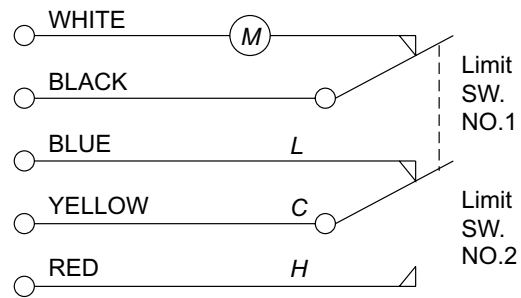
Roterande Paddelnivåvakt Serie SE

www.processcenter.se

WORKING PRINCIPLE & TORQUE ADJUSTING

CONTROL SWITCH WORKING PRINCIPLE

1. A synchronous turning motor indicates the tank or container's material isn't obstructing the paddles, C & L [COM & NC] are connected.
2. When the material is obstructing the paddles, C&L [COM & NC] are disconnected, C&H [COM & NO] are connected and the motor's current is cut off.
3. When the material drops away from the paddles and the motor starts again C & L [COM & NC] connect and the cycle has begun once again.



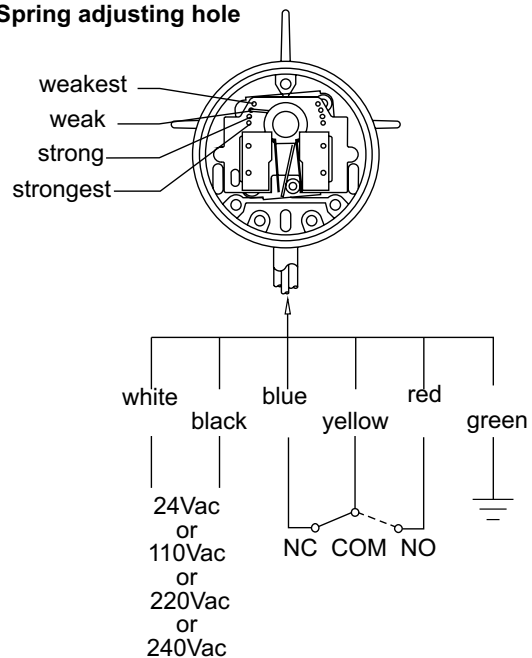
TORQUE ADJUSTING MECHANISM

The torque spring is applied to adjust the shaft output torque. Default settings are "weak" and can be adjusted to the customer's target based on the tank contents and S.G. (special gravity) of the material.

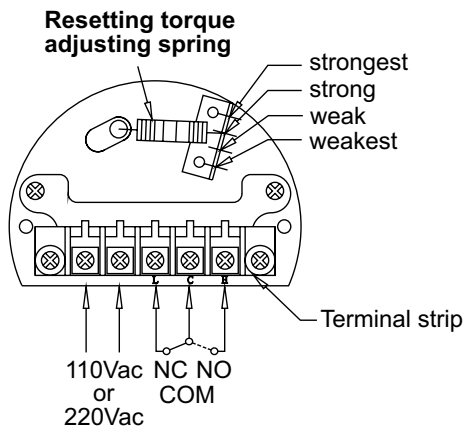
Higher S.G. materials require stronger torque settings. Start with high settings and slowly release the torque force until the appropriate setting is found.

- Do not tamper with the spring as it may cause the Rotary Paddle to malfunction.

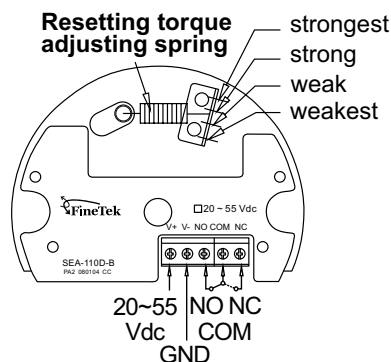
Spring adjusting hole



Available: SE180



Available: SE110, 120, 130, 140, 160, 170



Available: SE110E

Roterande Paddelnivåvakt Serie SE

www.processcenter.se

STANDARD MODELS

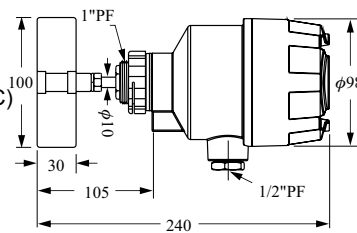
- **Power source** : (A)110Vac,(B)220Vac,(C)240Vac,
(D)24Vac, 50/60Hz (E)24Vdc
- **Power consumption** : 3W, 11W(DC24V)
- **Contact capacity** : SPDT, 5A/250Vac
- **Rotary speed** : 1 R.P.M.
- **Insulation test voltage** : 2500V
- **Torque** : 0.5 ~1.0 kg-cm
- **Connection** : 1"PF screw or JIS 2-1/2" × 5kgf/cm flange
- **Protection/ material** : IP65 / ADC-12
- **Conduit** : 1/2"PF
- **Specific gravity** : 0.5

SCREW MODEL

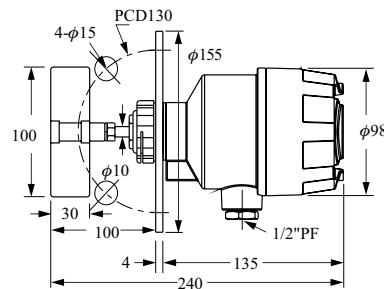
SE110 Series

- Horizontal mounting
- Operation Temperature (-20°C ~ 70°C)
- Weight: 1.2 kg

SE110 Series



SE111 Series



FLANGE MODEL

SE111 Series

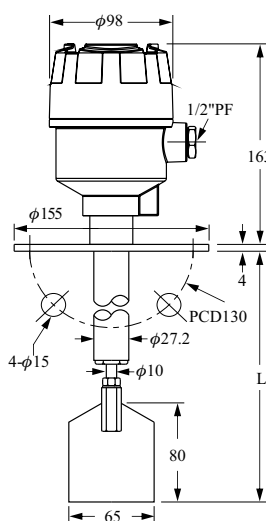
- Horizontal mounting
- Operation Temperature (-20°C ~ 70°C)
- Weight: 1.7 kg

SHAFT PROTECTIVE TUBE MODEL

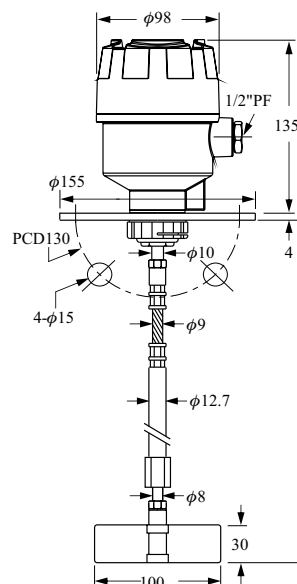
SE120 Series

- Horizontal /Vertical mounting
- Operation Temperature (-20°C ~ 70°C)
- Weight: 1.2 kg
- Standard Length:
 - L--250mm (2.2 kg)
 - L--500mm (2.5 kg)
 - L--750mm (2.8 kg)
- Customized lengths available

SE120 Series



SE130 Series



SHAFT LENGTH ADJUSTABLE MODEL

SE130 Series

- Vertical mounting
- Operation Temperature (-20°C ~ 70°C)
- Standard Length:
 - L- 460~630mm (2.5 kg)
 - L- 650~1000mm (2.8 kg)
 - L- 760~1200mm (3.0 kg)
- Customized lengths available

Roterande Paddelnivåvakt Serie SE

www.processcenter.se

STANDARD MODELS

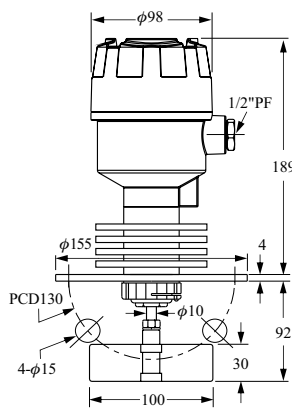
- **Power source** : (A)110Vac,(B)220Vac,(C)240Vac, (D)24Vac,50/60Hz (E)24Vdc
- **Power consumption** : 3W, 11W(DC24V)
- **Contact capacity** : SPDT, 5A/250Vac
- **Rotary speed** : 1 R.P.M.
- **Insulation test voltage** : 2500V
- **Torque** : 0.5 ~1.0 kg-cm
- **Connect** : 1"PF screw or JIS 2-1/2" x 5kg/cm² flange
- **Protection/ material** : IP65 / ADC-12
- **Conduit** : 1/2"PF
- **Specific gravity** : 0.5

SE140A/B/C/D

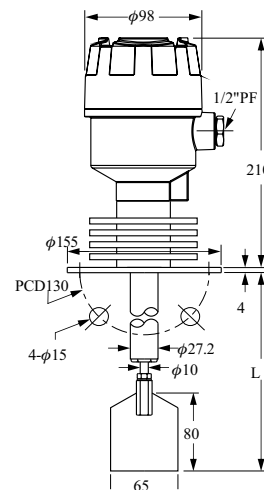
HI-TEMP TYPE

- Horizontal mounting
- Temp. (-20°C ~ 200°C)
- Weight: 2.1 kg

SE140A/B/C/D Series



SE141A/B/C/D Series



SE141A/B/C/D/E

HI-TEMP TYPE

PROTECTIVE TUBE TYPE

- Horizontal /Vertical mounting
- Operation Temperature (-20°C ~ 200°C)
- Standard Length (option):
L--250mm (2.6 kg)
L--500mm (2.9 kg)
L--750mm (3.2 kg)
- Special length is made by order

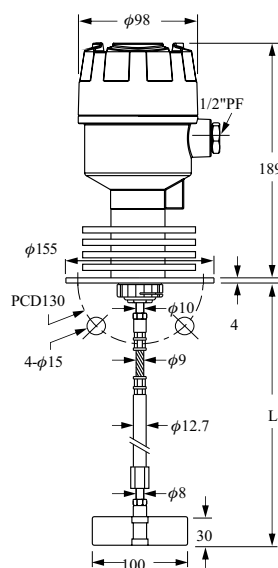
SE146A/B/C/D/E

HI-TEMP SHAFT

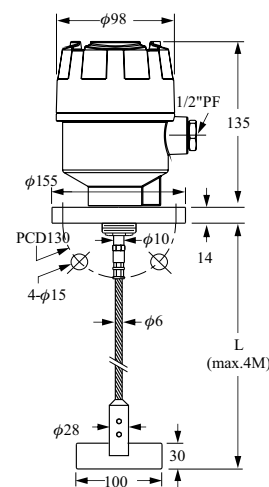
LENGTH ADJUSTABLE TYPE

- Vertical mounting
- Operation Temperature (-20°C ~ 200°C)
- Standard Length (option):
L- 450~630mm (3 kg)
L- 650~1000mm (3.3 kg)
L- 760~1200mm (3.5 kg)
- Special length is made by order

SE146A/B/C/D/E Series



SE160A/B/C/D/E Series



SE160A/B/C/D/E

CABLE WIRE TYPE

- Vertical mounting
- Operation Temperature (-20°C ~ 70°C)
- Standard Length (option):
L-- 450mm (2.5 kg)
L-- 650mm (2.8 kg)
L-- 750mm (3 kg)
- Special length is made by order

Roterande Paddelnivåvakt Serie SE

www.processcenter.se

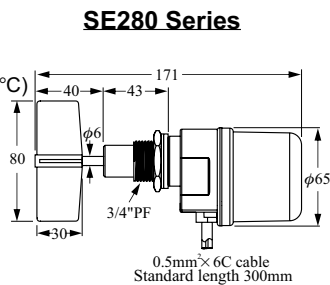
STANDARD MODELS

- **Power source** : (A)110Vac,(B)220Vac,(C)240Vac, (D)24Vac, 50/60Hz
- **Power consumption** : 1.5W
- **Contact capacity** : 3A/250Vac
- **Rotary speed** : R.P.M.
- **Protection/ material** : IP65 / PC
- **Temp.** : -20°C ~ 70°C
- **Cable length** : 30cm (available for custom length)
- **Torque** : 30 ~100 g-cm
- **Specific gravity** : 0.3

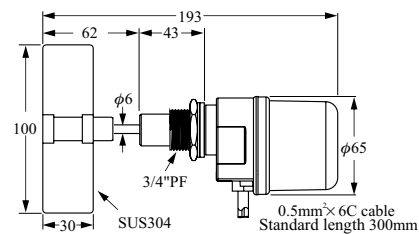
CROSS-BLADE PADDLE

SE280 Series

- Horizontal mounting
- Operation Temperature (-20°C ~ 70°C)
- Weight : 0.42 kg



SE280 CRI Series

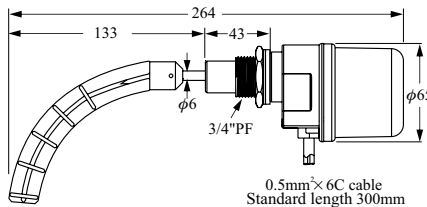


RECTANGULAR 100x30 SUS304 PADDLE

SE280 CRI Series

- Horizontal mounting
- Operation Temperature (-20°C ~ 70°C)
- Weight : 0.48 kg

SE280 CRI Series

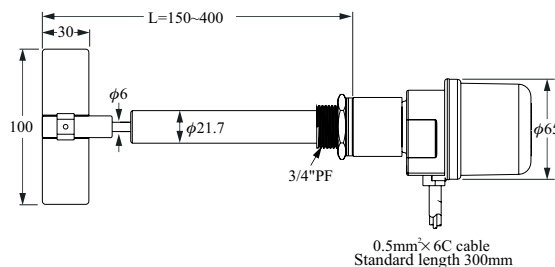


SCIMITAR PADDLE

SE280 CRH Series

- Horizontal mounting
- Operation Temperature (-20°C ~ 70°C)
- Weight : 0.42 kg

SE282 CRI Series



SHAFT PROTECTION MODEL

SE282 CRI Series

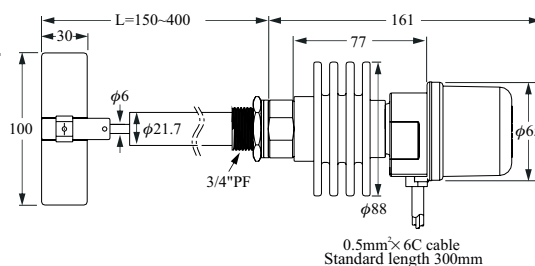
- Horizontal /Vertical mounting
- Operation Temperature (-20°C ~ 70°C)
- Weight : 0.42 kg

SE284 CRI Series

HI-TEMP SHAFT PROTECTION TUBE MODEL

SE284 CRI Series

- Horizontal /Vertical mounting
- Operation Temperature (-20°C ~ 200°C)
- Weight : 01.42 kg



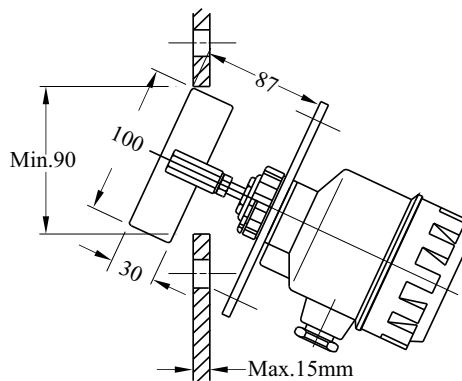
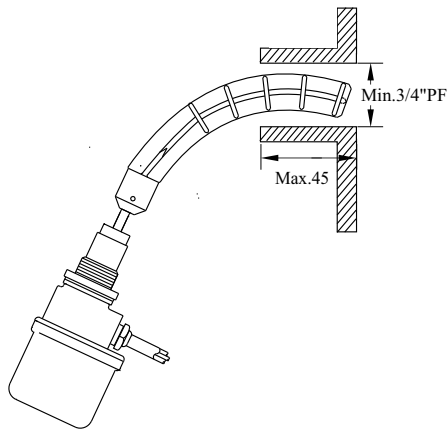
Roterande Paddelnivåvakt Serie SE

www.processcenter.se

MOUNTING EXAMPLES

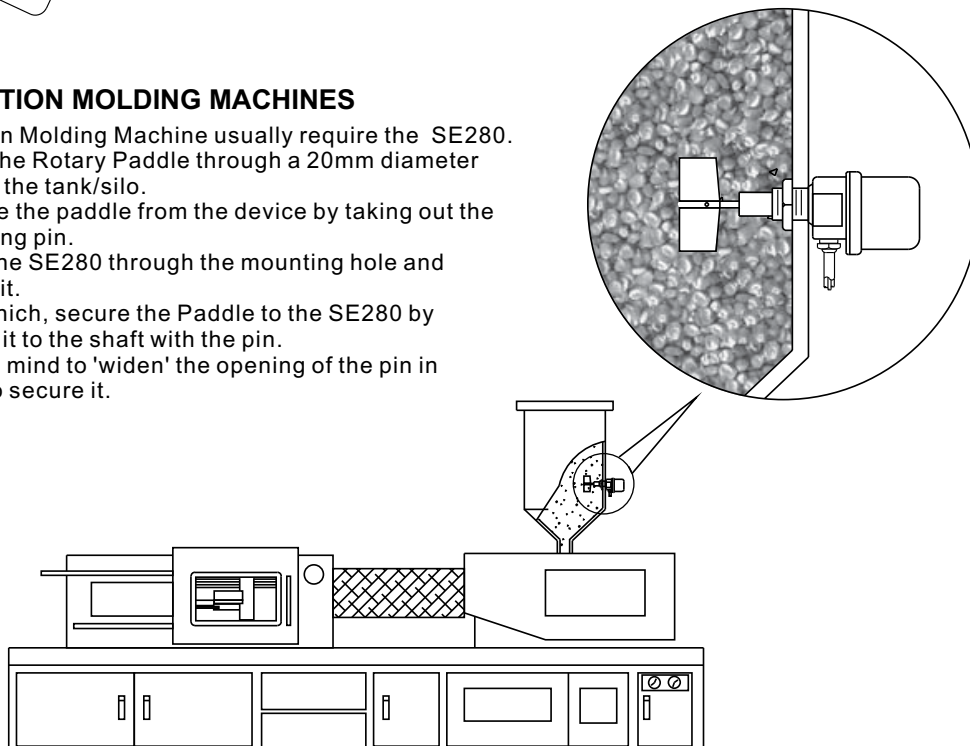
Regular models such as the SE11 should be installed directly on the tank side.
Mount at a 35° angle the blade through the tank opening or hole sliding the blade in first.

* The SE170 series minimum hole size should be 95mm in diameter.
The scimitar model is directly installed on the tank wall method as shown below.
(Assuming an arc-shaped tank with a 3/4 "connection) and then screwing it tight.



INJECTION MOLDING MACHINES

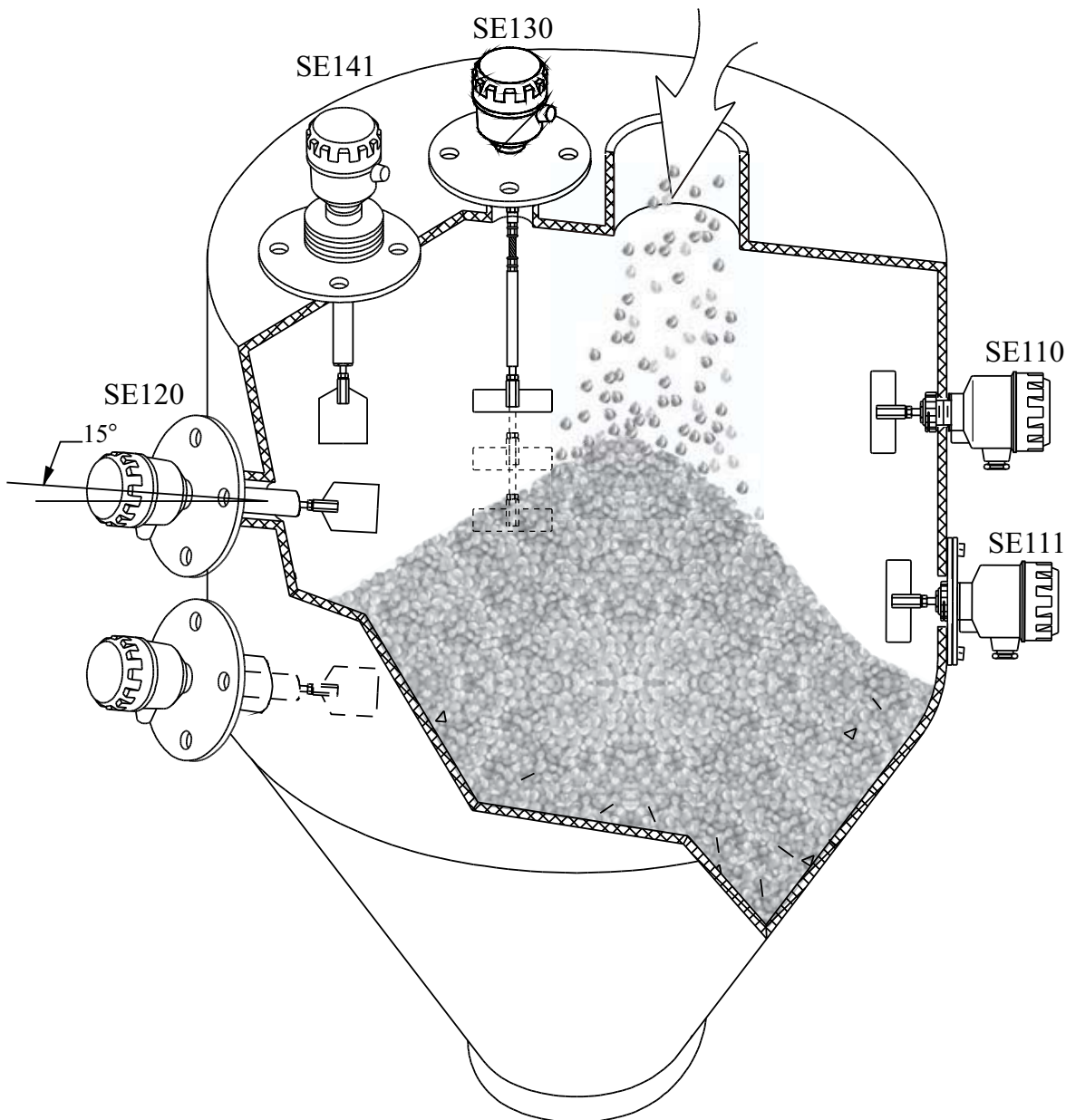
Injection Molding Machine usually require the SE280.
Install the Rotary Paddle through a 20mm diameter hole on the tank/silo.
Remove the paddle from the device by taking out the fastening pin.
Insert the SE280 through the mounting hole and tighten it.
After which, secure the Paddle to the SE280 by locking it to the shaft with the pin.
Keep in mind to 'widen' the opening of the pin in order to secure it.



Roterande Paddelnivåvakt Serie SE

www.processcenter.se

EXAMPLES



INSTALLATION NOTICES

1. Side mount the sensor at a downward angle of 15° ~20° to decrease the material inflow impact.
2. For high temperature application (more than 70°C), please use the SE14□ Series.
3. For SE110~SE140 using a 1" inlet, please apply the scimitar model and screw directly.
4. For SE130, SE146 series have flexible and extendible shafts.
5. Please ensure the lead wire enters the housing from the bottom and the nuts are fastened to secure the device.

Roterande Paddelnivåvakt Serie SE

www.processcenter.se

HOW TO ORDER

SE ()

MODEL NO.

11 : Standard model
 120 : Shaft protective tube model
 130 : Shaft length adjustable model
 14 : Hi-temp model
 160 : Cable wire model
 28 : Mini model

VOLTAGE

A : 110Vac B : 220Vac C : 240Vac D : 24Vac
 E : 24Vdc (SE11 /120/130/14 /160) 50/60Hz

MOUNTING

Size for flange or screw		Pressure range or other
C: 3/4" D: 1" E: 1-1/2" F: 2" G: 2-1/2" H: 3"	I : 4" J : 5" K: 6" S: Others 3 : 1-1/4"	
		M: 5kg/cm ² N: 10kg/cm ² O: 150 Lbs P: 300 Lbs Q: PT R: PF (G) T: BSP U: NPT S: Others

*SE110~SE160 series:
The size of connecting screw is 1".

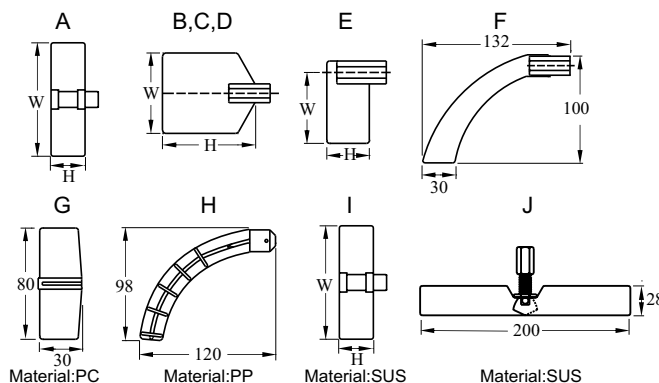
PADDLE SHAPES

SE110~SE170

A : 100x30 (WxH)
 B : 65x80 (WxH)
 C : 65x120 (WxH)
 D : 80x80 (WxH)
 E : 50x30 (WxH)
 F : Scimitar
 J : 200x28 (WxH)
 S : others - : None

Se280 (Mini paddle)

G : Cross paddle
 H : Scimitar paddle
 I : 100x30 (WxH)



LENGTH (mm)

0500: below 500mm
 1000: 501~1000mm
 1500: 1001~1500mm

SE110~170 L: The distance from flange to paddle.

SE280 L: Length of cable.

The total length of item will be allowed a margin of error of A6mm.

※ 500mm per Unit

※ Use letters for probe length over 10m. A150 represents 15m, A200 represents 20m

* Note

1. Check the voltage 24Vac, 110Vac, 220Vac or 240Vac, 50/60 Hz.
2. Check the side or top mounting.
3. Check the material specific gravity (S.G.) value.
4. If blockages are frequent or vibrating motors are installed onto the tank wall, our SA140 capacitance level sensor is more suitable.
5. Check whether the rotary paddle can fit through the flange inlet or from the inside of the tank

Roterande Paddelnivåvakt Serie SE

www.processcenter.se

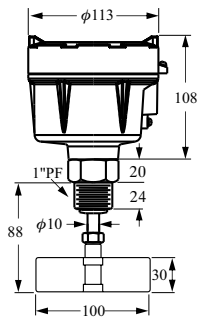
EXPLOSION PROOF MODEL

NEPSI PROOF No. GYJ111214 Ex d IIC T3~T6
 PTB PROOF No. 05 ATEX 1029 Ⓜ II 2G Ex d IIB T6~T3 Gb
 Ⓜ II 2D Ex tb IIIC T85°C~T200°C Db IP65

- Power source : (A)110Vac, (B)220Vac, (C)240Vac, 50/60Hz
- Power consumption : 3W
- Contact capacity : SPDT, 3A/250Vac
- Rotary speed : 1 R.P.M.
- Insulation test voltage : AC 1500V x 1minute
- Torque : 0.5 ~1.0 kg-cm
- Connect : 1"PF screw or flange 1"~6"
2-1/2" x 5kg/cm² (std.)
- Housing material : AL Alloy, ADC-12
- Conduit : 1/2" (std.) or 3/4"NPT
- Specific gravity : 0.5

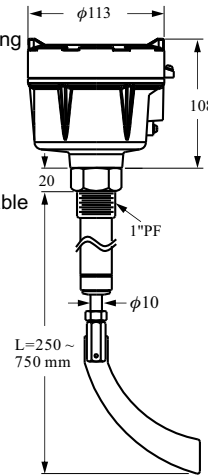
EXPLOSION PROOF CONNECTION MODEL SE170 series

- Horizontal mounting
- Temp. (-20°C ~ 70°C)



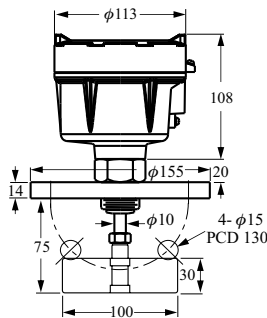
EXPLOSION PROOF SHAFT PROTECTION MODEL SE172 series

- Horizontal /Vertical mounting
- Temp. (-20°C ~ 70°C)
- Standard Length (option):
L-- 250mm
L-- 500mm
L-- 750mm
- Customized lengths available



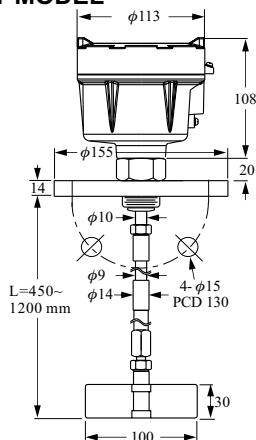
EXPLOSION PROOF FLANGE MODEL SE171 series

- Horizontal mounting
- Temp. (-20°C ~ 70°C)



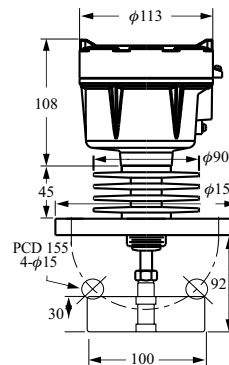
EXPLOSION PROOF ADJUSTABLE SHAFT MODEL SE173 series

- Vertical mounting
- Temp. (-20°C ~ 70°C)
- Standard Length (option):
L-- 450 ~630mm
L-- 650 ~1000mm
L-- 760 ~1200mm
- Special length is made by order



EXPLOSION PROOF HI-TEMP MODEL SE174 series

- Horizontal mounting
- Temp. (-20°C ~ 200°C)



Roterande Paddelnivåvakt Serie SE

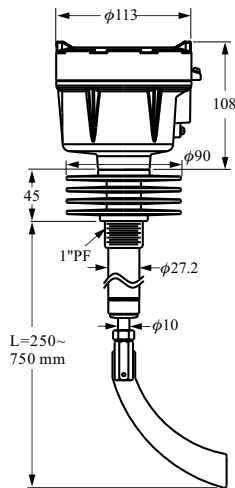
www.processcenter.se

EXPLOSION PROOF MODEL

NEPSI PROOF No. GYJ111214 Ex d IIC T3~T6
 PTB PROOF No. 05 ATEX 1029 Ⓜ II 2G Ex d IIB T6~T3 Gb
 Ⓜ II 2D Ex tb IIIC T85°C~T200°C Db IP65

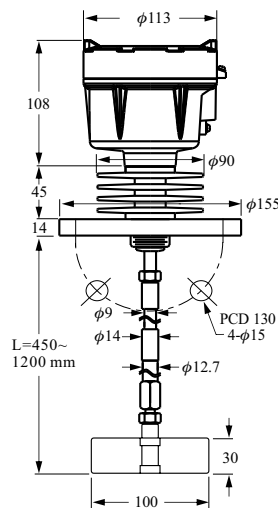
EXPLOSION PROOF HI-TEMP SHAFT PROTECTIVE TUBE MODEL SE175

- Horizontal /Vertical mounting
- Temp. (-20°C ~ 200°C)
- Special length is made by order



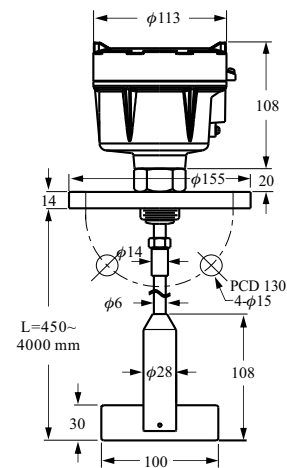
EXPLOSION PROOF HI-TEMP ADJUSTABLE SHAFT MODEL SE176

- Vertical mounting
- Temp. (-20°C ~ 200°C)
- Special length is made by order

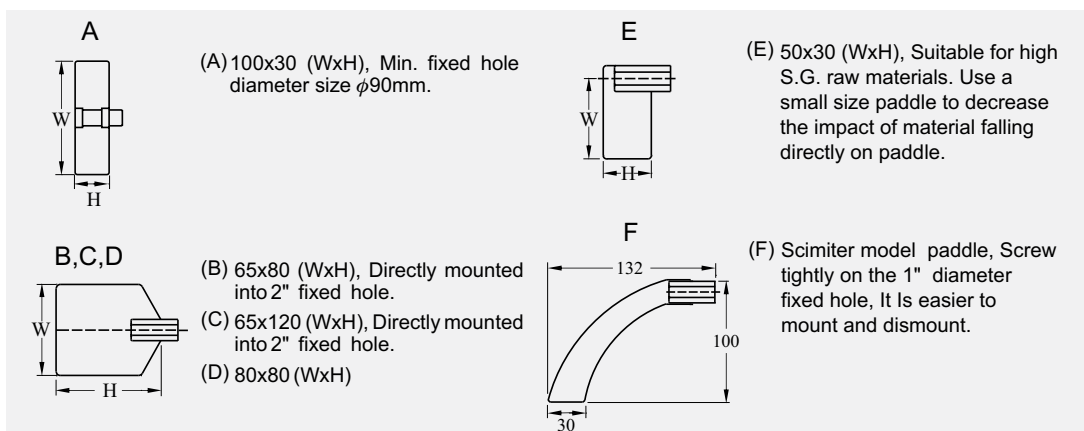


EXPLOSION PROOF CABLE WIRE MODEL SE177

- Vertical mounting
- Temp. (-20°C ~ 70°C)
- Special length is made by order



■ Paddle Introduction



Roterande Paddelnivåvakt Serie SE

www.processcenter.se

HOW TO ORDER

SE1 7 ()

MODEL NO.

70: Screw model 74: Hi-temp model
 71: Flange model 75: Hi-temp shaft protective tube model
 72: Shaft protective tube model 76: Hi-temp shaft length adjustable model
 73: Shaft length adjustable model 77: Cable wire model

VOLTAGE

A : 110Vac B : 220Vac C : 240Vac

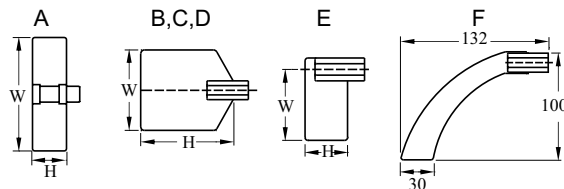
MOUNTING

Size for flange or screw	
C: 3/4"	I: 4"
D: 1"	J: 5"
E: 1-1/2"	K: 6"
F: 2"	S: Others
G: 2-1/2"	3: 1-1/4"
H: 3"	

Pressure range or other
M: 5kg/cm ²
N: 10kg/cm ²
O: 150 Lbs
P: 300 Lbs
Q: PT
R: PF (G)
T: BSP
U: NPT
S: Others

PADDLE SHAPES

A : 100x30 (WxH)
 B : 65x80 (WxH)
 C : 65x120 (WxH)
 D : 80x80 (WxH)
 E : 50x30 (WxH)
 F : Scimitar
 S : Others



LENGTH (mm)

0500: below 500mm
 1000: 501~1000mm
 1500: 1001~1500mm

※ 500mm per Unit
 ※ Use letters as first code for probe length over 10m.
 A150 represents 15m, A200 represents 20m

⋮

The total length of item will be allowed a margin of error of 6mm.

* Note

1. Check the voltage 24Vac, 110Vac, 220Vac or 240Vac, 50/60 Hz.
2. Check the side or top mounting.
3. Check the material specific gravity (S.G.) value.
4. If blockages are frequent or vibrating motors are installed onto the tank wall, our SA140 capacitance level sensor is more suitable.
5. Check whether the rotary paddle can fit through the flange inlet or from the inside of the tank