


# Industriell Absolut Tryckgivare DMP305x-TLT-AP

www.processcenter.se

## Product introduction

## Description



Industrial pressure transmitter

The new microprocessor and surface mount technology transmission module which collect and process the signal of pressure sensor and amend the measurement error through built-in temperature sensor, fully improved the performance of pressure transmitter.

The new external three-button menufunction designs make it easier to operate the parameter settings and safer to operate in dangerous situations. The HART manual controller or the HART software can realize measurement information configuration remotely.

## Main parameters

Pressure types	Absolute pressure
Measuring range	10kPa-3.5MPa, please refer to the ordering information chapter
Output signal	4-20mA, 4-20mA+HART, customer
Reference accuracy	±0.2% URL, ±0.5% URL

## Field of application

Pressure, level

## Approvals



## Measuring medium

Liquid, gas, or steam flow as well as liquid level, density and pressure

# Industriell Absolut Tryckgivare DMP305x-TLT-AP

www.processcenter.se

## Technical Specifications

### Measuring range and limit

Nominal value	Smallest calibratable span	Lower range limit ( LRL )	Upper range limit ( URL )	Upper range limit
35kPa	10kPa	0kPa	35kPa	52.5kPa
100kPa	35kPa	0kPa	100kPa	150kPa
250kPa	100kPa	0kPa	250kPa	400kPa
400kPa	200kPa	0kPa	400kPa	600kPa
600kPa	300kPa	0MPa	600kPa	900kPa
1MPa	500kPa	0MPa	1MPa	1.5MPa
1.6MPa	1MPa	0MPa	1.6MPa	2.4MPa
3.5MPa	1.6MPa	0MPa	3.5MPa	5.25MPa

\*The actual lower range limit(LRL) is only approximately zero but can not reach absolute zero. Zero value can be calculated. The unit of the measuring range above can be converted into kg/cm<sup>2</sup>、MPa and kPa. Provide other measuring range according to requirements. Adjust requirements: lower range value (LRV) and upper range value (URV) can be adjusted within the scope of the upper and lower range limit, smallest calibratable span≤| URV - LRV |≤URL

### Reference accuracy

Standard and reference conditions, including linearity(BFSL), hysteresis and repeatability. calibration temperature: 20 °C ± 5 °C			
Linear output accuracy	Typical	±0.2%URL	Nominal value : 35kPa、100kPa、250kPa、400kPa、600kPa、1MPa、1.6MPa、3.5MPa
	Max	±0.5% URL	
The accuracy of square root output is 1.5 times of above linear reference output accuracy.			

### Standard specifications and reference conditions

Test standard: GB/T28474 / IEC60770; Zero based-calibration span, Silicon oil filling, 316L stainless steel isolated diaphragm, 4-20mA analog output.

### Mounting position effects

Apply to any position. Installation error less than 400Pa which be corrected by PV=0 reset

### Performance specifications

The overall performance including but not limited to 【 reference accuracy 】 , 【 environment temperature effects 】 and other comprehensive error

Typical accuracy: ±0.2%URL

Stability: ±0.1% URL/ year

### Vibration effects

According to GB/T 1827.3/IEC61298-3 tests, <0.1% URL

### Output signal

4-20mA two wire. Customers can choose linear output or square root output. Digital process variables superimpose on 4-20mA signal and apply to any hosts with HART protocol.

### Power supply effects

Zero and span change should not be more than ± 0.005% URL/V when power supply changes in 10.5/16.5-55VDC

## Industriell Absolut Tryckgivare DMP305x-TLT-AP

www.processcenter.se

### Technical Specifications

#### Ambient temperature effects(Typical)

Within the range - 20-80 °C total impact	$\pm(0.1+0.1TD)\%$ URL
--	------------------------

#### Insulation resistance

$\geq 20\text{M}\Omega$ @, 100VDC

#### Damping time

Total damping time constant: equal to the sum of damping time of amplifier and sensor capsule
Damping time of amplifier : 0-100S adjustable
Diaphragm capsule (isolated diaphragm and silicon oil filling) damping time: $\leq 0.2\text{s}$
Startup after power off : $\leq 6\text{S}$
Normal services after data recovery : $\leq 31\text{S}$

#### Weight

Net weight: about 1.44 kg ( without mounting bracket and process connection adaptor )

#### Environment condition

#### Environment condition

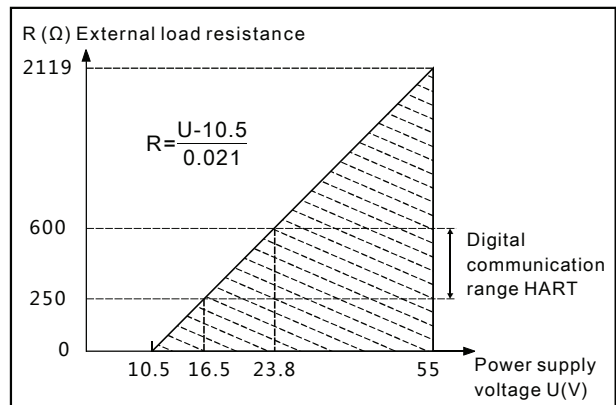
Items	Operational condition
Working temperature	-40-85°C, integrated LCD display: -20-70°C
Storage temperature	-40-110°C, integrated LCD display: -40-85°C
Media temperature	Silicon oil filling: -40-120°C
Working humidity	5-100% RH@40°C
Protection class	IP67
Dangerous condition	ExialICT4(GYB16.1962X)* ExdIICT6(GYB16.1254X)*

\*Only for 4-20mA output

#### Power supply

Item	Operating conditions
Standard/flame proof	10.5-55VDC
HART protocol	16.5-55VDC, communication load resistance 250Ω
Load resistance	0-2119 Ω for working condition, 250-600Ω for HART protocol
Transmission distance	<1000m
Power consumption	$\leq 500\text{mW}$ @24VDC, 20.8mA

#### Power supply and load requirements



## Industriell Absolut Tryckgivare DMP305x-TLT-AP

www.processcenter.se

### Technical Specifications

#### EMC environment

NO.	Test items	Basic standards	Test conditions	Performance level
1	Radiated interference	GB/T 9254/CISPR22	30MHz-1000MHz	OK
2	Conducted interference (DC power port)	GB/T 9254/CISPR22	0.15MHz-30MHz	OK
3	Electrostatic discharge immunity test (ESD)	GB/T 17626.2/IEC61000-4-2	4kV(Contact ),8kV(Air)	B(Note2)
4	Immunity to radio frequency EM-fields	GB/T 17626.3/IEC61000-4-3	10V/m(80MHz-1GHz)	A(Note1)
5	Power frequency magnetic field Immunity test	GB/T 17626.8/IEC61000-4-8	30A/m	A(Note1)
6	Electrical fast transient / Burst Immunity Test	GB/T 17626.4/IEC61000-4-4	2kV(5/50ns,100kHz)	B(Note2)
7	Surge immunity requirements	GB/T 17626.5/IEC61000-4-5	1kV(Line to line) 2kV(Line to ground) (1.2us/50us)	B(Note2)
8	Immunity to conducted disturbances induced by radio frequency fields	GB/T 17626.6/IEC61000-4-6	3V(150kHz-80MHz)	A(Note1)

(Note 1) Performance level A: The performance within the limits of normal technical specifications.

(Note 2) Performance level B: Temporary reduction or loss of functionality or performance, it can restore itself. The actual operating conditions, storage and data will not be changed.

# Industriell Absolut Tryckgivare DMP305x-TLT-AP

www.processcenter.se

## Menu function

### Specific menu

### Transmission module type

Output signal	Local control	Remote control
4-20mA+HART	LCD/3 buttons on body	HART
4-20mA	LCD/3 buttons on body	-

### LCD display unit

Display mode	Details
PV	Process variable shows on main screen, percentage and progress bar shows on secondary screen
mA	Current shows on main screen, percentage and progress bar shows on secondary screen
%	Percentage shows on main screen, percentage and progress bar shows on secondary screen

### Unit

Unit	Definition
kPa	Kilopascal
MPa	Megapascals
bar	Bar
psi	Pounds per square inch
mmHg	Millimetre(s) of mercury@0°C
mmH2O	Millimeter of water@4°C
mH2O	Meter of water@4°C
inH2O	Inches of water@4°C
ftH2O	Feet of water@4°C
inHg	Inches of mercury@0°C
mHg	Meter mercury column@0°C
TORR	Torr
mbar	Millibar
g/cm2	Gram per square centimeter
kg/cm2	Kilogram per square centimeter
Pa	PA
ATM	Standard atmospheric pressure
mm	Millimeter(Note1)
m	Meter(Note1)

Note 1: length unit need mark medium density

### Measuring menu set

Mark	State
URV	Upper range value, 20mA
LRV	Lower range value, 4mA

### Damping time

Units	Setting range
S	0-100

### Analog output type

Parameters	Output type
mA LINER	Linearity
mA $\sqrt{\quad}$	Square root

### Alarm signal

Parameters	Alarm signal
ALARM NO	None
ALARM H	20.8mA
ALARM L	3.8mA

### Fix output

Parameters	Fix output value
FIX/C NO	None
3.8000	3.8000mA
4.0000	4.0000mA
8.0000	8.0000mA
12.000	12.000mA
16.000	16.000mA
20.000	20.000mA
20.800	20.800mA

### Quick menu

Parameter	Instruction
Zero adjustment	4mA re-range with pressure
Span adjustment	20mA re-range with pressure
Restore factory setting	Restore backup data when error

## Industriell Absolut Tryckgivare DMP305x-TLT-AP

www.processcenter.se

### Product selection instruction

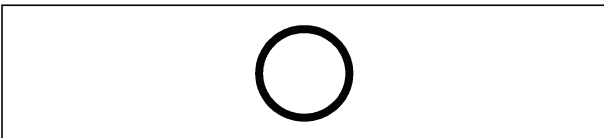
#### Sensor select instruction

Code	Nominal value	Description
L353A	35kPa	Range 0-35kPa, smallest calibratable span 10kPa
L104A	100kPa	Range 0-100kPa, smallest calibratable span 35kPa
L254A	250kPa	Range 0-250kPa, smallest calibratable span 100kPa
L404A	400kPa	Range 0-400kPa, smallest calibratable span 200kPa
L604A	600kPa	Range 0-600kPa, smallest calibratable span 300kPa
L105A	1MPa	Range 0-1MPa, smallest calibratable span 500kPa
L165A	1.6MPa	Range 0-1.6MPa, smallest calibratable span 1MPa
L355A	3.5MPa	Range 0-3.5MPa, smallest calibratable span 1.6MPa

Adjust requirements: lower range value (LRV) and upper range value (URV) can be adjusted within the scope of the upper and lower range limit, smallest calibratable span  $\leq |URV - LRV| \leq URL$

Code	Position	Description
S	Isolated diaphragm material	SUS316L
S	Isolated filling fluid	Silicon oil, process temperature: -45-205°C
S	Sensor seal	O-ring, FKM, process temperature: -20-200°C


#### Seal(S)



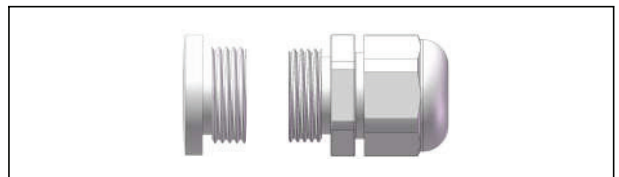
#### Electrical connection

Code	Item	Description
T1	Electrical connection	Aluminum-alloy terminal, 2 cable entry M20*1.5(F), red body, white cover
R1	Cable entry protector	Waterproof connector M20*1.5 one side, blind plug another side, PVC material, 6-8mm diameter cable only, IP67
R2		Flame proof, 1/2 NPT(F) one side, blind plug another side, stainless steel material, 6-8mm diameter cable only, IP67
R3		Flame proof, M20X1.5(F) one side, blind plug another side, stainless steel material, 6-8mm diameter cable only, IP67


#### Housing(T1)



#### Standard cable entry protective adaptor(R1)



#### Flame proof cable entry protective adaptor(R2/R3)



## Industriell Absolut Tryckgivare DMP305x-TLT-AP

www.processcenter.se

### Product selection instruction


#### Transmission module

Code	Items	Description
F	Output signal	4-20mA two wire, power supply: 10.5-55VDC
H		4-20mA+HART two wire, power supply: 16.5-55VDC
A	Display	Without display
C		With LCD display


#### Display module(C)



#### Terminals



#### Wetted parts




#### Process connection select instruction

Code	Items	Description
4	Material	Stainless steel, SUS304
6		Stainless steel, SUS316
M01	Specifications	M20*1.5(M), Φ3 pressure lead hole, GB/T193-2003, ISO261
G01		G1/2(M), Φ3 pressure lead hole, EN837
G02		G1/4(M), Φ3 pressure lead hole, EN837
G08		G1/4(M), Φ3 pressure lead hole, GB/T7307, ISO228, DIN16288, BS2779, seal reference DIN3852-E(back-end seal). Max measuring range: 60MPa
R01		1/2-14NPT(M), Φ3 pressure lead hole, GB/T12716, ANSI/ASME B1.20.1
R02		1/4-18NPT(M), Φ3 pressure lead hole, GB/T12716, ANSI/ASME B1.20.1
R03		1/2-14NPT(F), Φ3 pressure lead hole, GB/T12716, ANSI/ASME B1.20.1
R04		1/4-18NPT(F), Φ3 pressure lead hole, GB/T12716, ANSI/ASME B1.20.1

#### Brackets

Code	Items	Instruction
B4	Fixed mounting	U-shaped bracket, 2" pipe, apply to T-structure

#### U-shaped mounting bracket(B4)

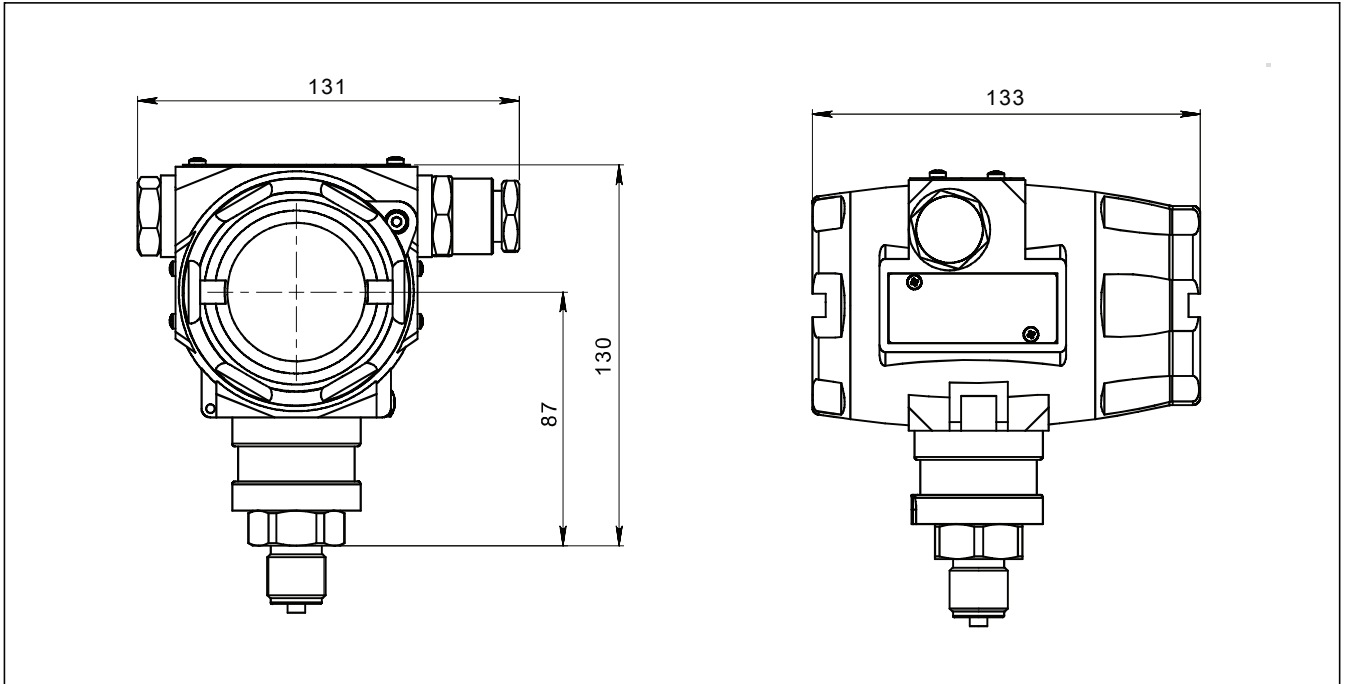


## Industriell Absolut Tryckgivare DMP305x-TLT-AP

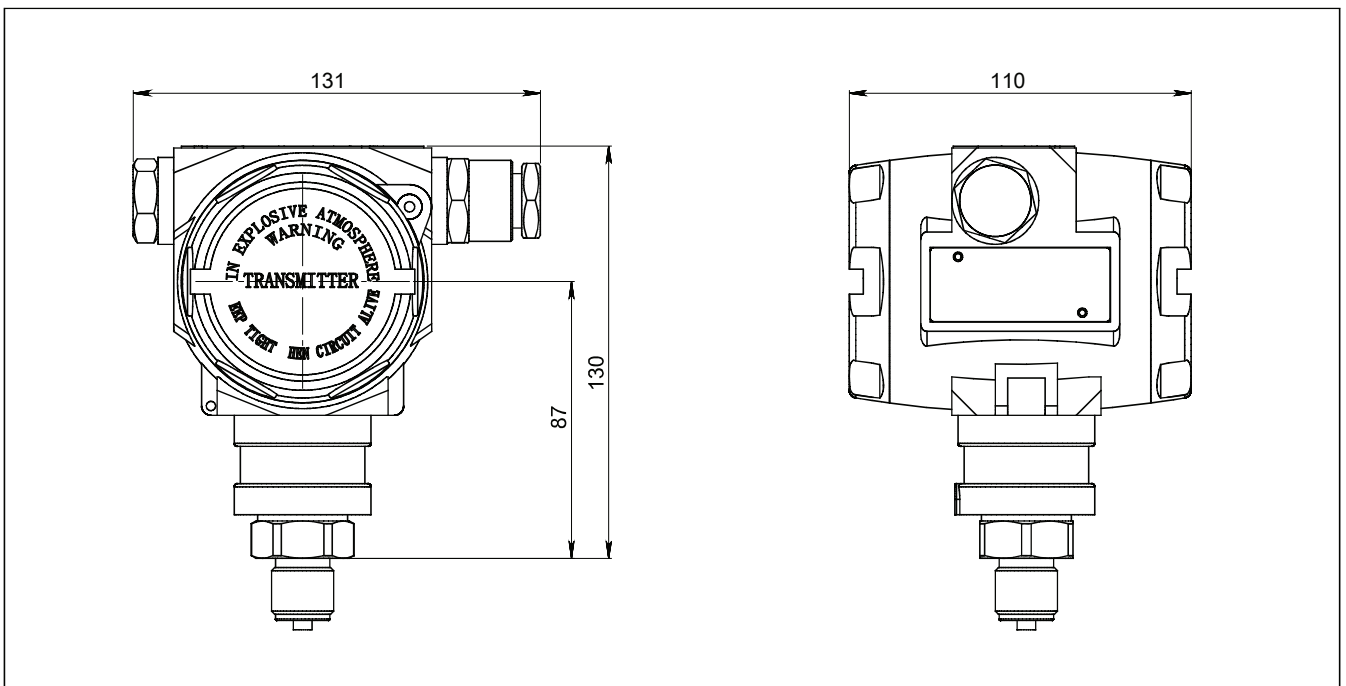
www.processcenter.se

### Product drawing and dimension

#### Drawing and dimension with display(C)(unit: mm)



#### Drawing and dimension without display(A) ( unit:mm)



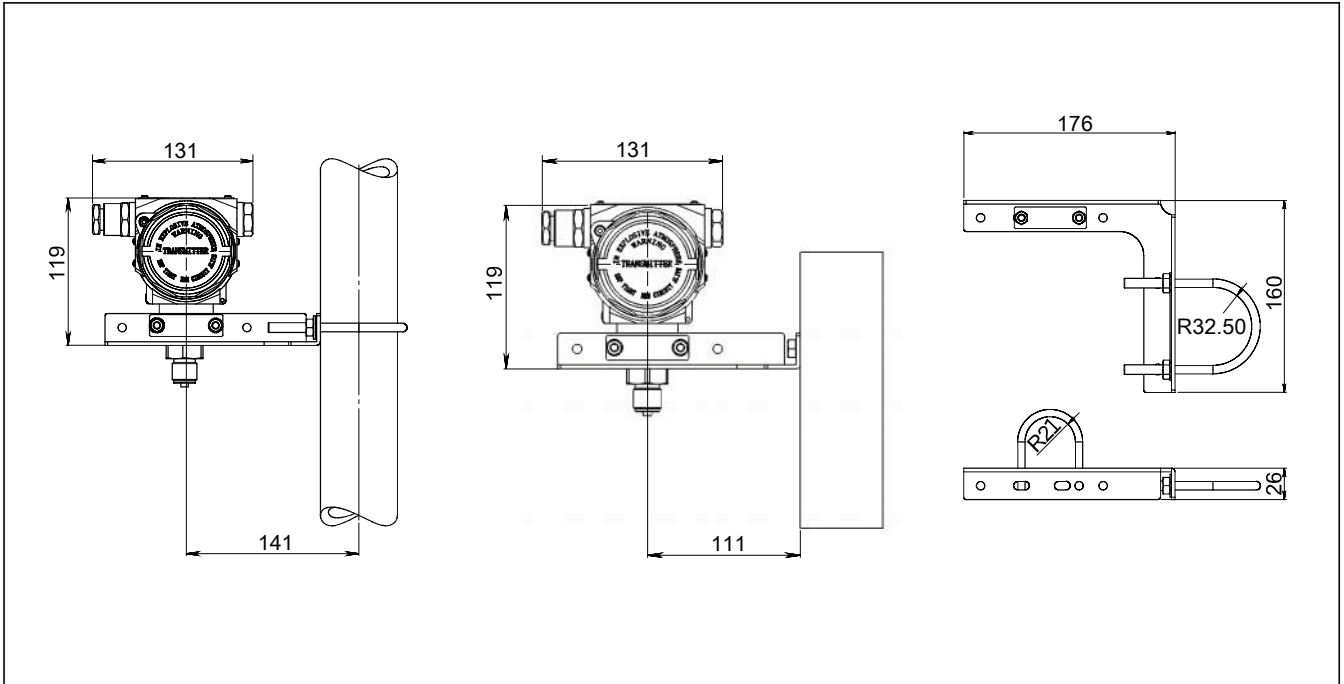


# Industriell Absolut Tryckgivare DMP305x-TLT-AP

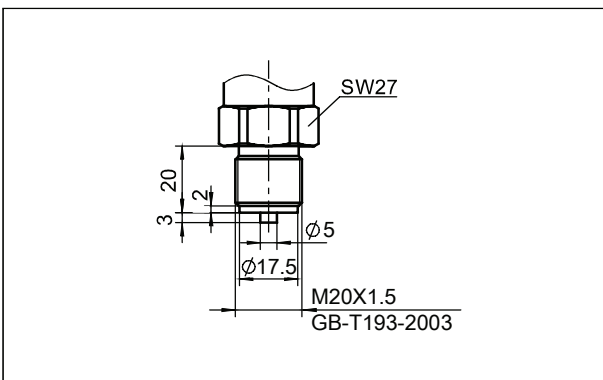
www.processcenter.se

## Product drawing and dimension

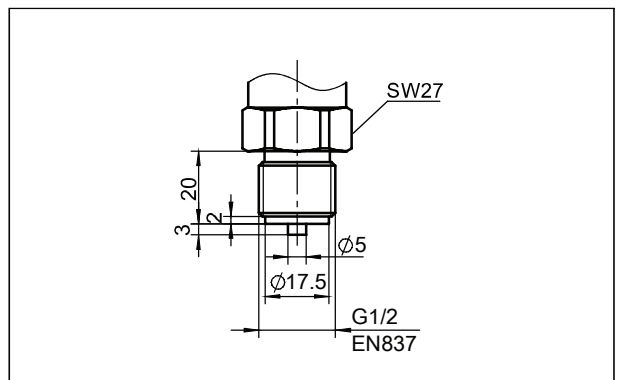
### Drawing and dimension with U-shaped bracket(B4)(unit: mm)



### Process connection(M01) (unit: mm)



### Process connection(G01) (unit: mm)

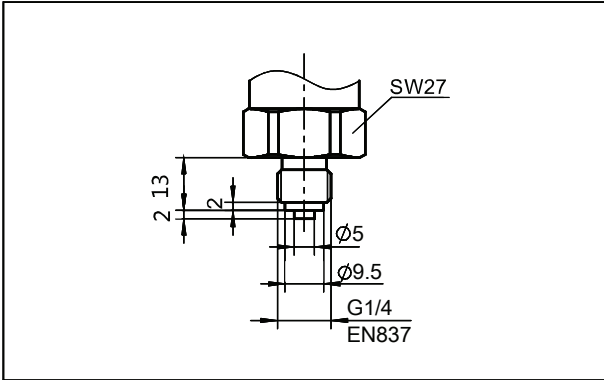


# Industriell Absolut Tryckgivare DMP305x-TLT-AP

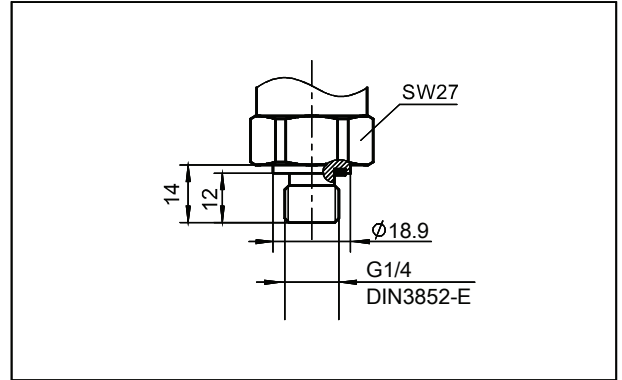
www.processcenter.se

## Product drawing and dimension

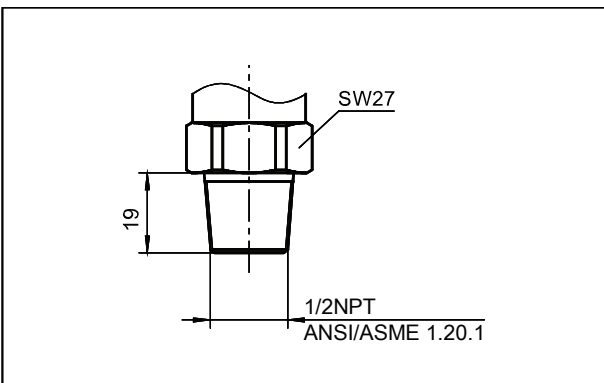
Process connection(G02) (unit: mm)



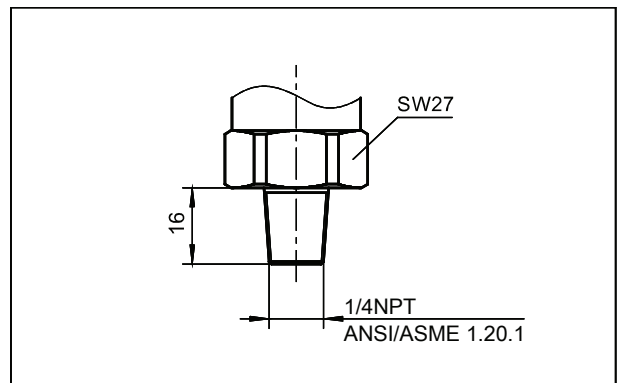
Process connection(G08) (unit: mm)



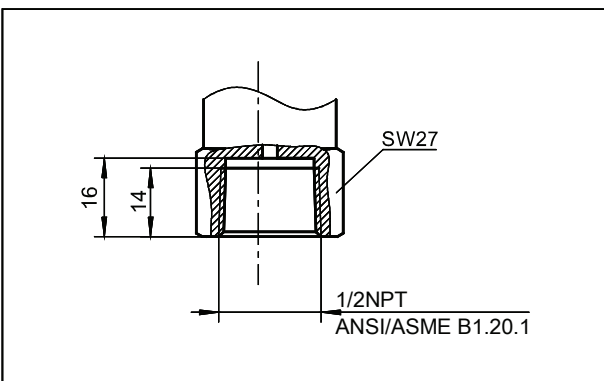
Process connection(R01) (unit: mm)



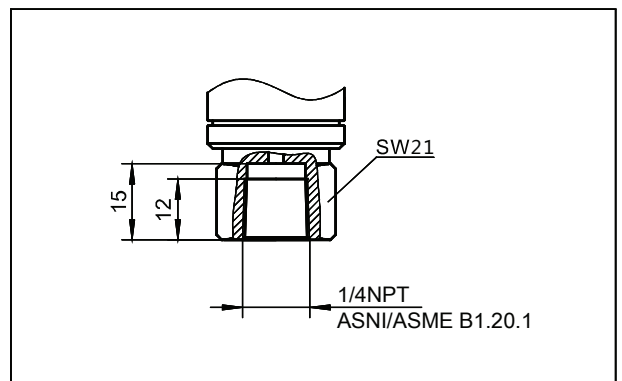
Process connection(R02) (unit: mm)



Process connection(R03) (unit: mm)



Process connection(R04) (unit: mm)

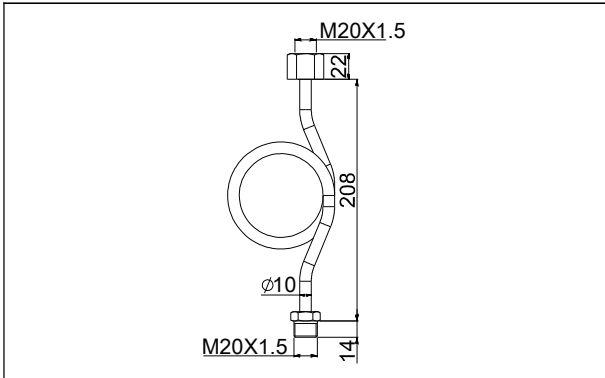


## Industriell Absolut Tryckgivare DMP305x-TLT-AP

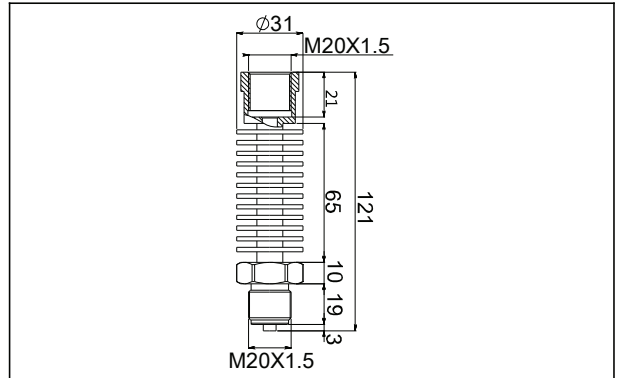
www.processcenter.se

### Product drawing and dimension

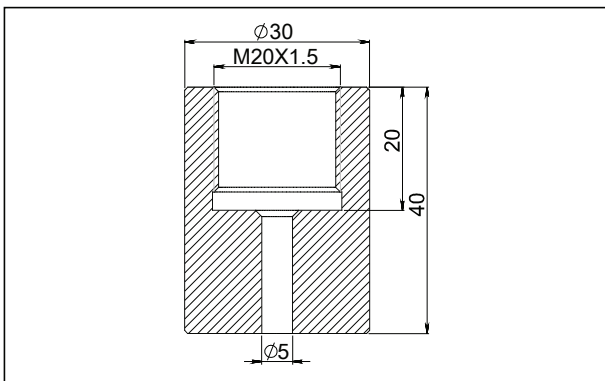
Heat exchange connector(N1) (unit: mm)



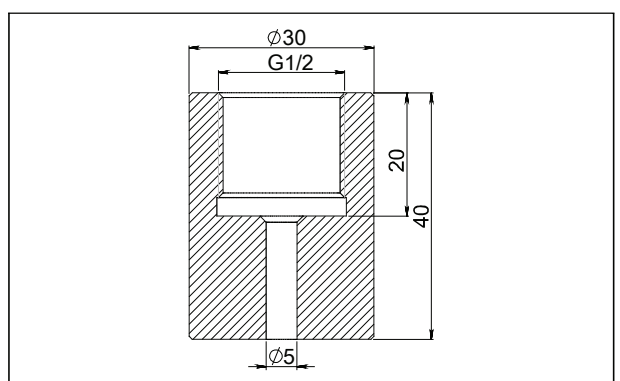
Heat exchange connector(N2)(unit: mm)



Welding adaptor(Z1) (unit: mm)



Welding adaptor(Z2) (unit: mm)



## Industriell Absolut Tryckgivare DMP305x-TLT-AP

www.processcenter.se

### Ordering information chapter

Item	Parameters	Code	Instruction	(*) fast delivery available
	Model	DMP305X-TLT	Piezoresistive silicon absolute pressure sensor	
Sensor	Separator	-	Detailed specifications as following	
	Pressure range code	L353A	Nominal value(URL): 35kPa	*
		L104A	Nominal value(URL): 100kPa	*
		L254A	Nominal value(URL): 250kPa	*
		L404A	Nominal value(URL): 400kPa	*
		L604A	Nominal value(URL): 600kPa	*
		L105A	Nominal value(URL): 1000kPa	*
		L165A	Nominal value(URL): 1600kPa	*
		L355A	Nominal value(URL): 3.5MPa	
	Isolated diaphragm material	S	SUS316L	*
	Isolated filling fluid	S	Silicon oil filling, process temperature: -45-205°C	*
Sensor seal	S	O-ring, FKM, process temperature: -20~200°C	*	
Electrical connection	Separator	-	Detailed specifications as following	
	Electrical connection	T1	Aluminum-alloy terminal, 2 cable entry M20*1.5(F), red body, white cover	*
	Cable entry protector	R1	Waterproof connector M20*1.5 one side , blind plug another side, PVC material, 6-8mm diameter cable only, IP67	*
		R2	Flame proof, 1/2 NPT(F) one side, blind plug another side, stainless steel material, 6-8mm diameter cable only, IP67	
		R3	Flame proof, M20*1.5(F) one side, blind plug another side, stainless steel material, 6-8mm diameter cable only, IP67	*
Output	Separator	-	Detailed specifications as following	
	Output signal	F	4-20mA two wire, power supply: 10.5-55VDC	
		H	4-20mA+HART two wire, power supply: 16.5-55VDC	*
	Display	A	Without LCD display	
		C	LCD display	*
Process connection	Separator	-	Detailed specifications as following	
	Material	4	SUS304	*
		6	SUS316	

## Industriell Absolut Tryckgivare DMP305x-TLT-AP

www.processcenter.se

### Ordering information chapter

		M01	M20*1.5 (M), $\Phi$ 3 pressure lead hole, GB/T193-2003, ISO261	*
		G01	G1/2 (M), $\Phi$ 3 pressure lead hole, GB/T7307, ISO228, DIN16288, BS2779	*
		G02	G1/4(M), $\Phi$ 3 pressure lead hole, EN837	
		G08	G1/4(M), $\Phi$ 3 pressure lead hole, GB/T7307, ISO228, DIN16288, BS2779, seal refers to DIN3852-E (back-end seal), maximum measuring range: 60 MPa	
		R01	1/2 -14NPT(M), $\Phi$ 3 pressure lead hole, GB/T12716, ANSI/ASME B1.20.1	*
		R02	1/4 -18NPT(M), $\Phi$ 3 pressure lead hole, GB/T12716, ANSI/ASME B1.20.1	
		R03	1/2 -14NPT(F), $\Phi$ 3 pressure lead hole, GB/T12716, ANSI/ASME B1.20.1	
		R04	1/4 -18NPT(F), $\Phi$ 3 pressure lead hole, GB/T12716, ANSI/ASME B1.20.1	
Additional options	Separator	-	Detailed specifications as following	
	Fixed mounting accessory	/B4	U-shaped bracket, 2" pipe, apply to T-structure	*
	Process connection mounting accessory	/N1	Heat exchange connector, M20*1.5 (F) change to M20*1.5(M), SUS304 (Condenser pipe)	*
		/N2	Heat exchange connector, M20*1.5 (F) change to M20*1.5(M), SUS304 (Cooling fin)	
	Process connection accessory	/Z1	Welding connector, M20*1.5(F), SUS304	
		/Z2	Welding adaptor, G1/2(F), SUS304	
	Display mode	/D1	According to your requirements	
	Calibration report	/Q1	Calibration report provided by our company	*
	Approvals (multiple)	/E1	Flame proof certificate, ExdIICT6, NEPSI	*
		/I1	Intrinsic safety certificate, ExialICT4, NEPSI	
		/F3	CE certificate	
	Wetted parts treatment	/G1	Ungrease treatment	
		/G2	Electropolishing treatment	

## Industriell Absolut Tryckgivare DMP305x-TLT-AP

www.processcenter.se

### Factory settings and parameters

Item	Menu mark	Factory setting value
Tag position	None	0(No specific settings)
Analog output type	mA	Liner
Display mode	DISP	PV
Alarm signal	ALARM	No

Item	Menu mark	Factory setting value
Damping value	DAMP	0(No specific settings)
4mA Lower range value	LRV	According to the order
20mA Upper range value	URV	According to the order
Process unit	U	According to the order

### Approvals

#### Factory certificate

Certification organization	Intertek
Quality management system	ISO9001-2008
Scope of certification	Design and production of pressure transmitter
Registration number	110804039

#### Intrinsic safety certificate

Certification organization name	NEPSI
License range	DMP305X series pressure/ differential pressure transmitter
Explosion-proof mark	ExiaIICT4
Ambient temperature	-40-+60°C
Medium maximum temperature	+120°C
Registration number	GYB16.1962X
Intrinsically safe parameter description	Maximum input voltage: 28VDC
	Maximum input current: 100mA
	Maximum input power: 0.7w
	Maximum internal equivalent parametersCi(uF): 0
	Maximum internal equivalent parametersLi(mH): 0.01

#### CE

Certificate organization	ISET
License scope	DMP305X series pressure/ differential pressure transmitter
Mark	EU
EMC instruction	2014/30/EU
Standard	AC/0100708
Registration number	IT041353LG161207

#### Flame proof certificate

Certificate organization	NEPSI
License scope	DMP305X series pressure/ differential pressure transmitter
Explosion-proof mark	ExdIICT6
Working environmental temperature	-25-+60°C
Maximum medium temperature	+80°C
Registration number	GYB16.1254X